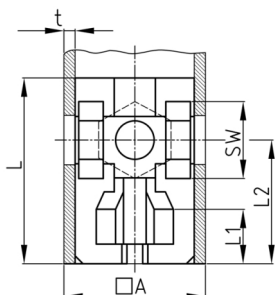


### Product Group SEV

Screw corner connectors made of PA without collar for square tubes, hexagon nuts inserted

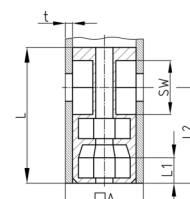
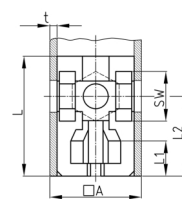


#### Standard Colours

- black

#### Material

- Base body: Polyamide (PA)



#### Product information

- The connector has a conical chamber for hexagon nuts in the longitudinal direction.
- When the thread is tightened, the connector is pressed against the inner wall of the pipe (dowel effect). This results in a connection that is subjected to tensile stress, the load-bearing capacity of which depends heavily on the condition of the pipes (tolerances, roughness, welds, etc.) as well as the tightening torque. We therefore recommend that you carry out your own tests to determine the values.
- Order related production! Please ask for minimum quantity.
- Fixing of wheels or adjustable feet of horizontally lying tubes.
- Right-angled connection to trusses
- Tube extensions (1 connector with nut and 1 connector with screw)
- Subsequent installation of shelf compartments in already existing constructions
- Invisible connections

Order Number	A	L	L1	L2	WAF	SW1	t	Type
	mm	mm	mm	mm	mm	mm	mm	
SEV 20x1,5 M6	20	42	35	10	10	10	1,5	2
SEV 25x1,5 M8	25	42	30	12,5	13	13	1,5	1