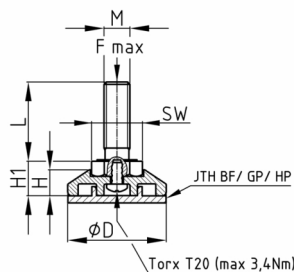


Product Group JTH

Adjustable feet made of PA with hexagonal adjusting screw for ground plates of group JTH BF/TPE/GP

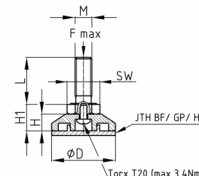
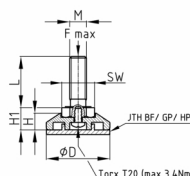


Standard Colours

- black RAL 9005

Material

- Screw: DIN 558-4.6-A2F (zinc-plated)
- Base: Polyamide (PA)



Product information

- A = fixed foot
- B = foot rotatable
- The feet must be adjusted unloaded.
- The adjustable feet are not suitable as load gliders.
- The load capacity of the screw (buckling length!) may be less than indicated in the table.
- As mounting aid Torx T20 in the plate (max. torque 3.4 Nm)
- *) = Production with assembly aid Pozidriv 2 in the base (max. torque 3.4 Nm)
- The applicability for automated assembly will be examined by the customer. In the case of standard delivery, there is no guarantee of suitability for automated assembly (range of torque, tolerance limits of thread and more).

Product options on inquiry

- Further thread lengths/sizes
- Hexagon socket in thread end (please look at JTH ISK)
- Plastic base in special colours according to RAL-System

D	Type	F max.	H	H1	M	WAF	16	20	30	40	50	60	70	80	90	100	120
mm		kg	mm	mm		mm	mm	mm	mm	mm	mm	mm	mm	mm	mm	mm	mm
38	A	400	10	13	M8	13	x	x	x	x	x	x	x	x	x	x	x
38	A	550	10	14	M10	17	x	x	x	x	x	x	x	x	x	x	x
38	B	400	10	15,5	M8	13	x	x	x	x	x	x	x	x	x	x	x
38	B	550	10	16,5	M10	17	x	x	x	x	x	x	x	x	x	x	x
38	B	650	10	17,5	M12	19			x	x	x	x	x	x	x	x	x
48	A	400	10	13	M8	13	x	x	x	x	x	x	x	x	x	x	x
48	A	550	10	14	M10	17	x	x	x	x	x	x	x	x	x	x	x
48	B	400	10	15,5	M8	13	x	x	x	x	x	x	x	x	x	x	x
48	B	550	10	16,5	M10	17	x	x	x	x	x	x	x	x	x	x	x
48	B	650	10	17,5	M12	19			x	x	x	x	x	x	x	x	x
58	B	550	10	16,5	M10	17	x	x	x	x	x	x	x	x	x	x	x
58	B	650	10	17,5	M12	19			x	x	x	x	x	x	x	x	x

Ordering example

- Group + D + Type + M + Thread Length ---> JTH 38 B M10x 50