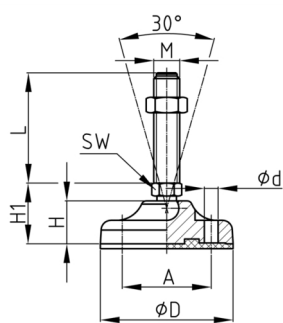


### Product Group MFPAB

Articulated machine feet made of glass fibre reinforced polyamide with stainless steel thread and antislip pad (A)

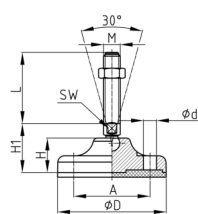
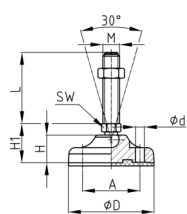


#### Standard Colours

- black

#### Material

- Thread: AISI 304 (A2)
- Base: glass fibre reinforced polyamide (PA-GF)
- Antislip pad: NBR 70 Shore



#### Product information

- Depending on the size of the thread or the foot diameter, the machine foot is provided with a chamfer on both sides or with a hexagon as a spanner flat.
- The machine foot can compensate for uneven floors up to 30°.
- There are two prepared screw-on holes (closed).
- The load capacity of the screw (buckling length!) may be less than indicated in the table.
- L = lower maximum load
- Packaging industry, conveyor systems, automation industry, office desks, aluminium profiles

#### Product options on inquiry

- Thread made of stainless steel AISI 316 (A4)
- Thread made of galvanized steel, look at product group MFPAH
- Delivery with additional steel nut possible.

A	D	d	F max.	H	H1	M	WAF	50	75	100	125	150	175	200	225	250
mm	mm	mm	kg	mm	mm		mm	mm	mm	mm	mm	mm	mm	mm	mm	mm
55	83	8,5	1500	27	38	M10	14	x	x	x	x					
55	83	8,5	1500	27	38	M12	14	x	x	x	x					
55	83	8,5	2000	27	38	M14	14	x	x	x	x	x	x			
55	83	8,5	2000	27	41	M16	13	x	x	x	x	x	x	x		
55	83	8,5	2000	27	41	M20	17		x	x	x	x	x	x	x	
73	103	12,5	2500	32	51	M16	20	x	x	x	x	x	x	x	x	
73	103	12,5	2500	32	51	M20	20		x	x	x	x	x	x	x	x
73	103	12,5	2500	32	51	M20	17			x	x					
73	103	12,5	2500	32	51	M24	20		x	x	x	x	x	x	x	x
73	103	12,5	2000	32	47	M16	13	x		x		x		x		
73	103	12,5	2000	32	49	M20	20			x						
73	103	12,5	2000	32	49	M20	17					x		x		
87	123	12,5	3500	37	57	M16	20	x	x	x	x	x	x	x	x	
87	123	12,5	3500	37	57	M20	20		x	x	x	x	x	x	x	x
87	123	12,5	3500	37	57	M24	20		x	x	x	x	x	x	x	x
87	123	12,5	3500	37	58	M30	26			x	x	x	x	x	x	x



# Walter Bethke GmbH & Co. KG

Technische Kunststoff - und Hybridprodukte

A	D	d	F max.	H	H1	M	WAF	50	75	100	125	150	175	200	225	250
mm	mm	mm	kg	mm	mm		mm	mm	mm	mm	mm	mm	mm	mm	mm	mm
87	123	12,5	2500	37	52	M16	13	x		x		x		x		
87	123	12,5	2500	37	54	M20	17			x		x		x		

## Ordering example

• Group + D + M + Thread Length ---> MFPAB 83 M10x 50 (A)