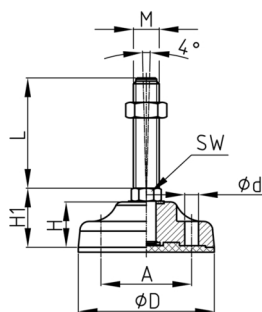


Product Group MFPP

Machine feet made of glass fibre reinforced polyamide with zinced steel thread and antislip pad (A)

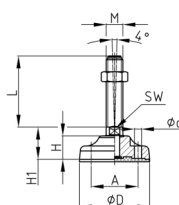
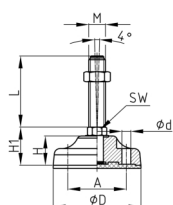


Standard Colours

- black

Material

- Thread: zinc-plated steel
- Base: glass fibre reinforced polyamide (PA-GF)
- Antislip pad: NBR 70 Shore



Product information

- Depending on the size of the thread or the foot diameter, the machine foot is provided with a chamfer on both sides or with a hexagon as a spanner flat.
- The machine foot can compensate for uneven floors up to 4°.
- There are two prepared screw-on holes (closed).
- The load capacity of the screw (buckling length!) may be less than indicated in the table.
- L = lower maximum load
- Packaging industry, conveyor systems, automation industry, office desks, aluminium profiles

| A | D | d | F max. | H | H1 | M | WAF | 50 | 75 | 100 | 125 | 150 | 175 | 200 | 225 | 250 |
|----|-----|------|--------|----|----|-----|-----|----|----|-----|-----|-----|-----|-----|-----|-----|
| mm | mm | mm | kg | mm | mm | | mm | mm | mm | mm | mm | mm | mm | mm | mm | mm |
| 56 | 83 | 8,5 | 1000 | 28 | 36 | M10 | 16 | x | x | x | x | | | | | |
| 56 | 83 | 8,5 | 1500 | 28 | 36 | M12 | 16 | x | x | x | x | | | | | |
| 56 | 83 | 8,5 | 2500 | 28 | 36 | M14 | 16 | x | x | x | x | x | x | | | |
| 56 | 83 | 8,5 | 2500 | 28 | 36 | M16 | 16 | x | x | x | x | x | x | x | | |
| 56 | 83 | 8,5 | 2500 | 28 | 40 | M20 | 17 | | x | x | x | x | x | x | x | |
| 73 | 103 | 12,5 | 3500 | 33 | 45 | M16 | 17 | x | x | x | x | x | x | x | x | |
| 73 | 103 | 12,5 | 3500 | 33 | 45 | M20 | 17 | | x | x | x | x | x | x | x | |
| 73 | 103 | 12,5 | 3500 | 33 | 47 | M24 | 20 | | x | x | x | x | x | x | x | |
| 87 | 123 | 12,5 | 4500 | 37 | 50 | M16 | 20 | x | x | x | x | x | x | x | x | |
| 87 | 123 | 12,5 | 4500 | 37 | 50 | M20 | 20 | | x | x | x | x | x | x | x | |
| 87 | 123 | 12,5 | 4500 | 37 | 50 | M24 | 20 | | x | x | x | x | x | x | x | x |
| 87 | 123 | 12,5 | 4500 | 37 | 50 | M30 | 26 | | | x | x | x | x | x | x | x |
| 87 | 123 | 12,5 | 4000 | 37 | 50 | M16 | 17 | | | x | | | | x | | |
| 87 | 123 | 12,5 | 4000 | 37 | 50 | M20 | 17 | | | x | | | | x | | |

Ordering example

- Group + D + M + Thread Length ----> MFPP 83 M10x 50 (A)